District LD 3

As of May 2026 Cumulative

Year	New Clubs	Dropped Clubs	Gain/ Loss Clubs	New Members	Charter Members	Reinstate Members	Transfer Members	Total Member Added	Total Members Dropped	Gain/ Loss Members
2021-2022	0	2	-2	131	0	10	7	148	220	-72
2022-2023	0	1	-1	95	1	11	4	111	195	-84
2023-2024	0	2	-2	118	2	5	10	135	134	1
2024-2025	0	2	-2	158	0	8	0	166	136	30
2025-2026	1	0	1	115	24	4	8	151	128	23
Average	**0**	**1**	**-1**	**123**	**5**	**8**	**6**	**142**	**163**	**-20**

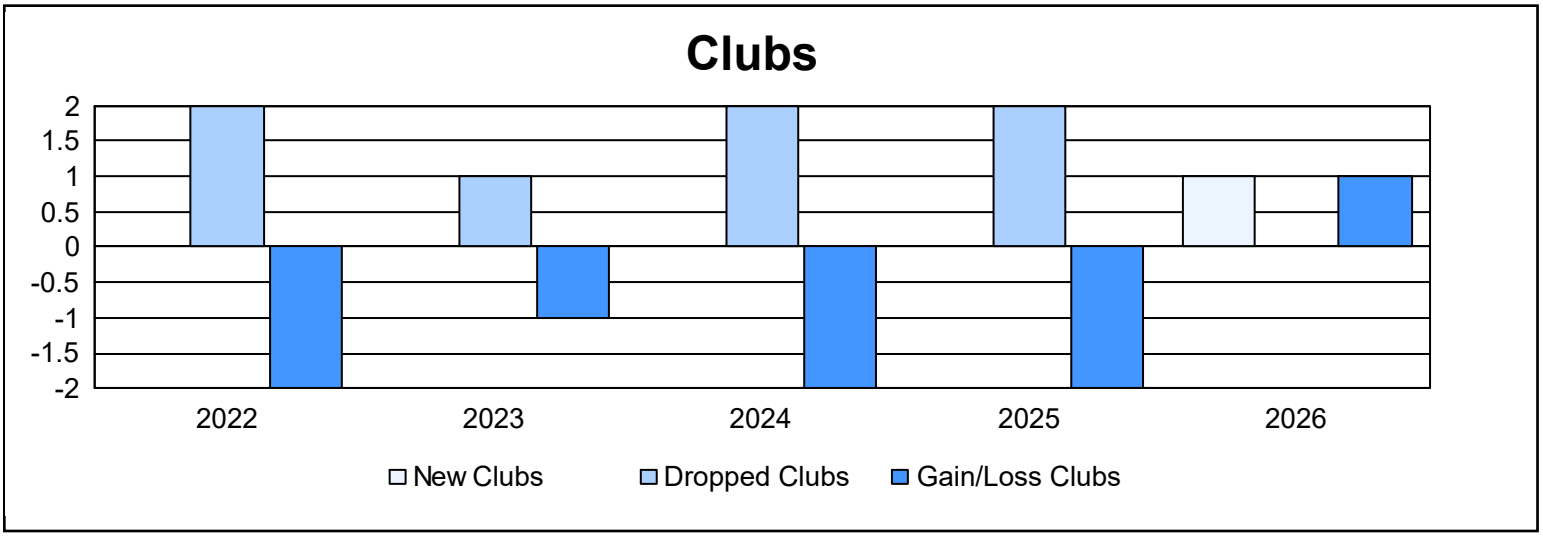

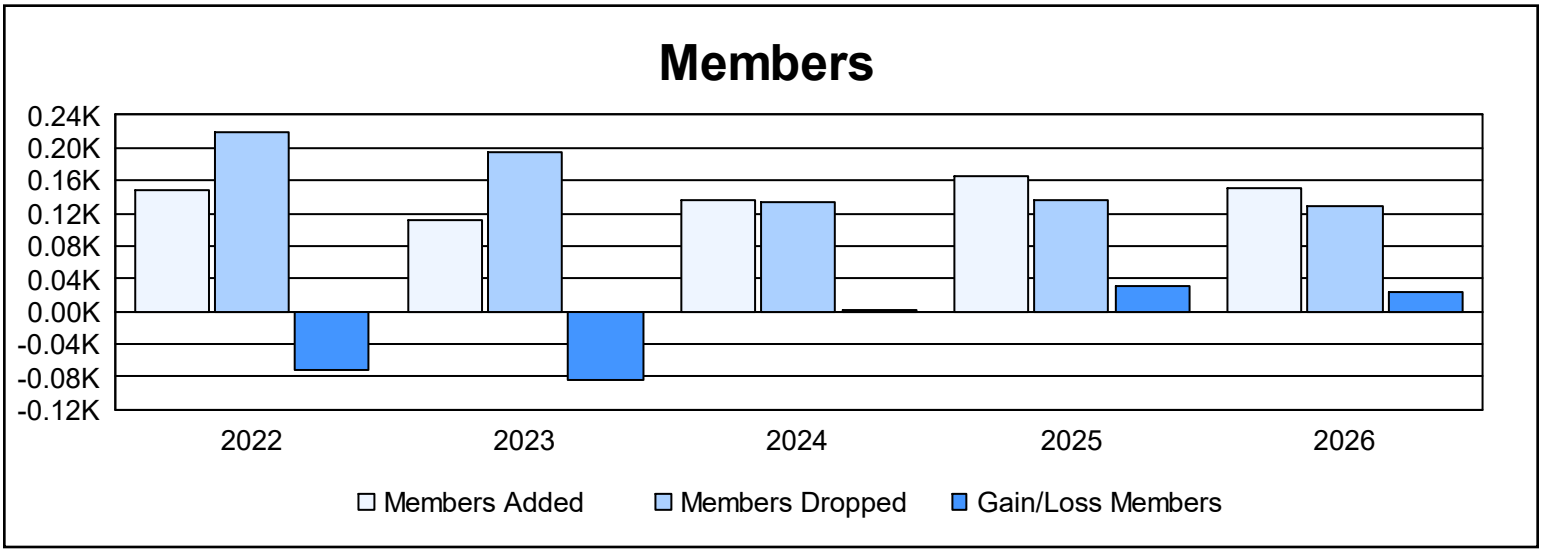

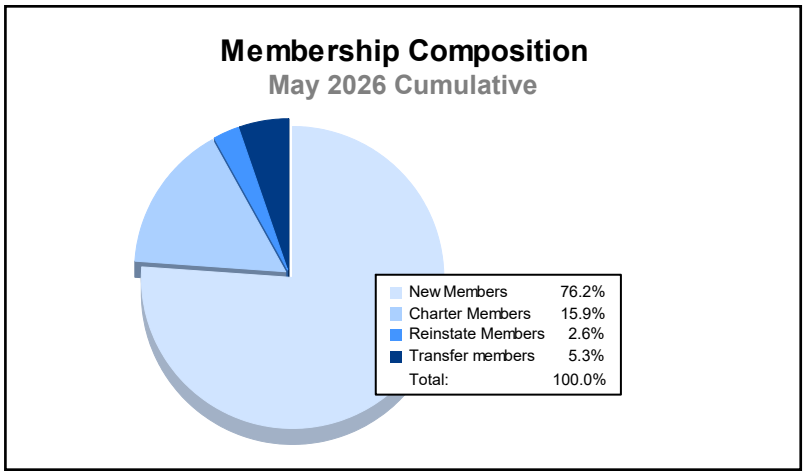
Membership Composition
May 2026 Cumulative
New Members 76.2%
Charter Members 15.9%
Reinstate Members 2.6%
Transfer members 5.3%
Total: 100.0%

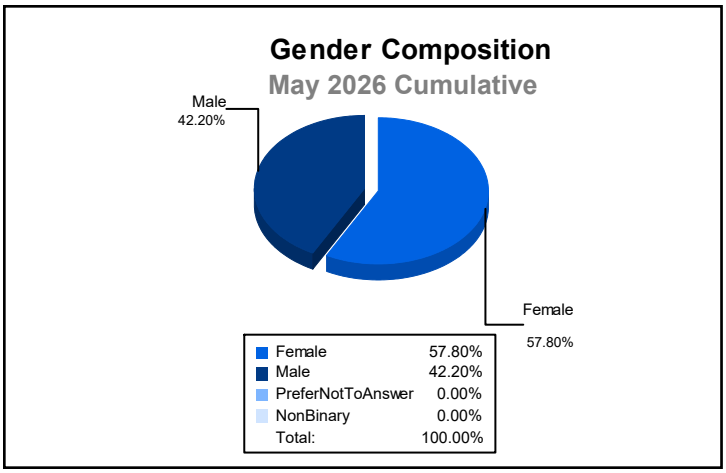
Gender Composition
May 2026 Cumulative
Male
42.20%
Female
57.80%
Female 57.80%
Male 42.20%
PreferNotToAnswer 0.00%
NonBinary 0.00%
Total: 100.00%